


Scribe Facts

- **How did you become a scribe ?**
- Only one out of every 100 ancient Egyptians could read and write
- It was expensive to go to scribe school, so only wealthy parents could afford to send their children
- Often children of scribes became scribes themselves
- Only boys could become scribes
- To learn to become a scribe you had to spend 12 years at a scribe school
- Being a scribe was a difficult as there were thousands of different hieroglyphs to learn
- **What were the good things about becoming a scribe?**
- They didn't have to pay any taxes
- They didn't have to join the army
- They didn't have to do any manual work (building, farming)
- They always had a job (you could be unemployed even in ancient times) They wore nice clothes and had clean soft hands

There were lots of jobs you could do as a trained scribe

- * Writing letters for people
- * Recording the harvests
- * Looking after the money spent by the army
- * Drawing up wills and legal documents
- * Writing scripts for religious ceremonies.
- * Writing poems and stories
- * Working for the Pharaoh.
- * Librarian



Scribe Facts

What was it like at Scribe School?

Scribe pupils began school aged 5 and studied until they were 17

School started at sunrise and ended at sunset.

A scribes uniform - Short white linen loincloth, teachers wore a knee-length one

The Curriculum (what you would learn)

- * How to make papyrus, reed pens, ink ∪ Hieroglyphs
- * Religion and prayers
- * Geography
- * Music
- * Science
- * Architecture
- * The Law.

A typical day at Scribe School would include :

- * Language and reading
- * Maths and Geometry.
- * History
- * Astronomy (the study of the sky and stars.)
- * Medicine and healthcare
- * Arts and culture, including dance and Music.
 - * Spiritual powers, magic and healing ∪
 - * Technology (without electricity)


There were no school holidays

You had to live at school (like a boarding school)

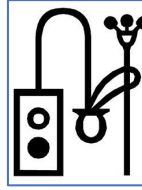
You had to go to lots of religious ceremonies at the temple

Scribe pupils were probably beaten a lot, as teachers in ancient Egyptians thought this helped you to learn

Now to try out your skills !!



Scribe Facts

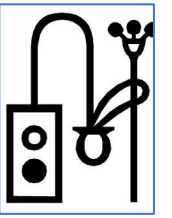


- **How did you become a scribe ?**
- Only one out of every 100 ancient Egyptians could read and write
- It was expensive to go to scribe school, so only wealthy parents could afford to send their children
- Often children of scribes became scribes themselves
- Only boys could become scribes
- To learn to become a scribe you had to spend 12 years at a scribe school
- Being a scribe was a difficult as there were thousands of different hieroglyphs to learn
- **What were the good things about becoming a scribe?**
- They didn't have to pay any taxes
They didn't have to join the army
They didn't have to do any manual labour (building, farming)
They always had a job (you could be unemployed even in ancient times) They wore nice clothes and had clean soft hands
- **There were lots of jobs you could do as a trained scribe**
- Writing letters for people
Recording the harvests
Looking after the money spent by the army ∪ Drawing up wills
Writing holy scripts
Writing poems and stories



Seated scribe statue -Louvre Museum.

Test your skills !!!




Ancient Egyptians didn't always use vowels: A, E, I, O, U this makes it even harder to read their language. They missed out letters in the same way we do today when sending text messages like using L8tr instead of writing the word later.

Without vowels some names no longer make sense. For example: JAMES without vowels becomes JMS.

The Ancient Egyptians would often substitute letters to make names sound correct. For JAMES we could use a Y so we end up with JYMS.

Try and write your first name using our Alphabet but without using vowels.

Now try writing your name on the cartouche using this Hieroglyphics chart.



Try writing a message for a friend and see if they can work out what it says.

Ancient Egypt Hieroglyphics Chart

	A ^{ay}	arm		K	cup		V	viper
	A ^{ah}	vulture		L	lion		W	chick
	B	leg		M	owl		X	cloth
	C ^k	cup		N	water		Y	feathers
	D	hand		O	chick		Z	bolt
	E	feather		P	stool		CH	tether
	F	viper		Q	hill		KH	sieve
	G	pot		R	mouth		SH	basin
	H	wick		S	cloth		man	
	I	feather		T	loaf		woman	
	J	cobra		U	chick		ankh	



www.egyptabout.com
©Scott Peters